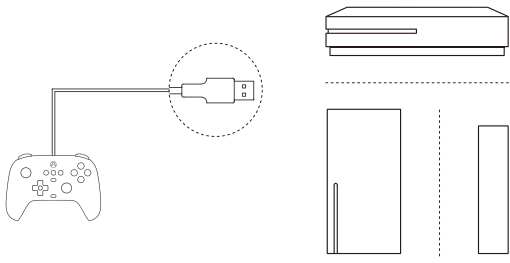


connectivity

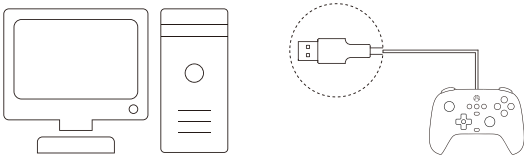
Xbox Series X / Xbox Series S / Xbox One

- Connect the controller to your Xbox Series X/S and Xbox One via its USB cable, wait till the status LED becomes solid to play



Windows 10

- Connect the controller to your Windows device via its USB cable, wait till the status LED becomes solid to play

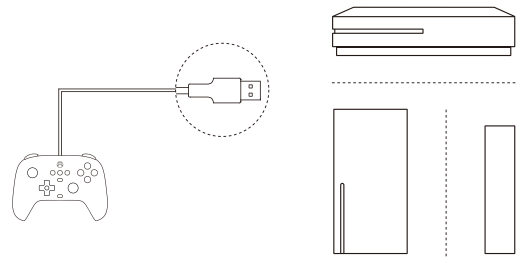


- required system: Windows 10 1903 or above

连接

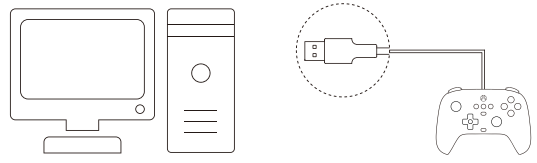
Xbox Series 系列主机 / Xbox One 系列主机

- 将手柄连接至 Xbox 主机的 USB 端口, 等待系统识别完成后会振动一下, 状态指示灯常亮。



Windows 10 设备

- 将手柄连接至 Windows 设备的 USB 端口, 等待系统识别完成后会振动一下, 状态指示灯常亮。



- 要求设备系统版本为 Windows 10 1903 或更高版本。

button swap

- press and hold any two of A/B/X/Y/LB/RB/LSB/RSB buttons you would like to swap
- press the star button to swap them, profile LED blinks to indicate the success of the action
- press and hold any of the two buttons which have been swapped and press the star button to cancel it
- button mapping goes back to its default mode when controller is turned off
- please visit support.8bitdo.com for further information and assistance

快速交换按键

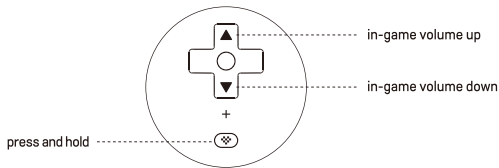
- 快速交换按键功能仅适用于临时重新交换按键功能, 重新连接后失效。若要固定修改请使用精英软件。
- 已交换的按键按下时配置指示灯会持续闪烁表示此按键的功能已变更。
- 按住任意两个需要交换的按键, 再按下 [星号键] 完成交换。重复此操作或重新连接手柄可取消此功能。
- 支持交换的按键: A、B、X、Y、LB、RB、LSB、RSB。

volume control

- Beeps when adjusted to maximum/minimum
- Vibration when adjusted to the middle value

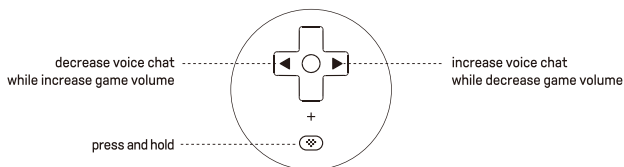
1

- press and hold profile + up/down to turn up/down in-game volume



2

- press and hold profile + left/right to adjust the balance between voice and game volume

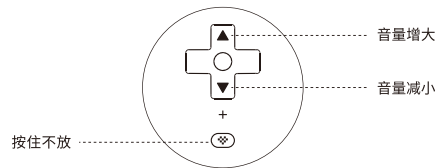


声音调节

- 可通过组合键调整耳机的音量与声音平衡, 调整到最大/最小值时会有提示音表示已调整到极限, 调整到中间值 (默认) 时会有振动提示。

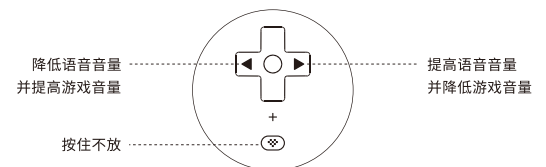
1

- 按住 [配置键]+ [方向键上] — 音量增大, 按住 [配置键]+ [方向键下] — 音量减小。



2

- 按住 [配置键]+ [方向键左] — 游戏音量增大, 语音音量减小, 按住 [配置键]+ [方向键右] — 游戏音量减小, 语音音量增大。



Ultimate Software

- 8BitDo Ultimate Software gives you elite control over every piece of your controller: customize button mapping, adjust stick & trigger sensitivity, and control vibration power
- please visit app.8bitdo.com for the application
- profile LED lights up when profile is enabled

自定义配置

- 访问 app.8bitdo.cn 获取精英软件, 可配置按键映射、调节摇杆灵敏度、调节扳机键灵敏度、调节振动等功能。
- 启用配置时配置指示灯会亮起。

support



- please visit support.8bitdo.com for further information and additional support

技术支持



- 若要进一步了解此产品的更多功能, 请前往 support.8bitdo.cn 了解详细信息。