

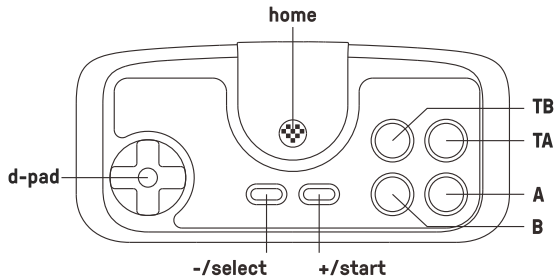
**PC Engine mini & PC Engine Core Grafx mini & TurboGrafx-16 mini**

- 1 – Plug the receiver to your chosen device, blue LED blinks once per cycle
- 2 – Press **home** button on the controller to pair
- 3 – Blue LEDs on both the controller and receiver become solid when connection is successful

**Switch**



- 1 – Plug the receiver to your Switch, blue LED blinks 4 times per cycle
  - 2 – Press **home** button on the controller to pair
  - 3 – Blue LEDs on both the controller and receiver become solid when connection is successful
- Switch system needs to be 3.0.0 or above. Go to System Setting > Controller and Sensors > turn on Pro Controller Wired Communication
  - Please see button mapping reference for Switch



**battery**



<b>status –</b>		<b>LED indicator –</b>
low battery mode	→	red LED blinks
battery charging	→	red LED stays solid
battery fully charged	→	LED turns off

- built-in 180 mAh Li-on with 18 hours of play time
- rechargeable via USB cable with 1 – 2 hour charging time
- Controller turns off in 1 minute with no connection and 15 minutes with connection but no use

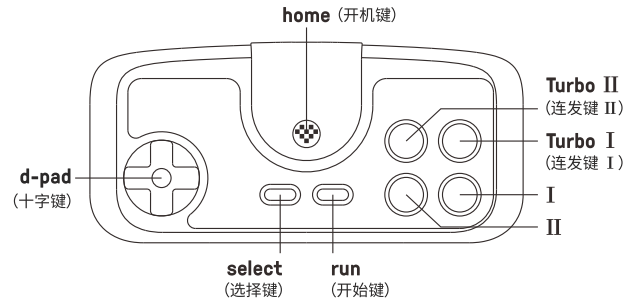
**Retrieve a lost connection or connect to a new receiver**

- 1 – Turn on the controller then press and hold **select** button for 3 seconds. Blue LED starts to rapidly blink
- 2 – Move the controller close to the receiver. Blue LED becomes solid when connection is successful

**support**



- please visit [support.8bitdo.com](http://support.8bitdo.com) for further information & additional support



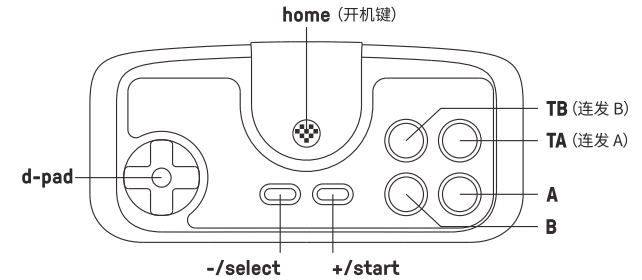
**PC Engine mini & PC Engine Core Grafx mini & TurboGrafx-16 mini**

1. 将接收器插入主机USB端口, 接收器蓝灯闪烁 1 下/次。
2. 轻按手柄 [home] 键即可连接, 连接成功后蓝灯常亮。

**Switch**



1. 将接收器插入 Switch 主机 USB 端口, 接收器蓝灯闪烁 4 下/次。
  2. 轻按手柄 [home] 键即可连接, 连接成功后蓝灯常亮。
- \* 要求 Switch 系统版本为 3.0.0 以上并已启用“Pro 手柄的有线连接”(Pro Controller Wired Communication) 功能。
  - \* Switch 键位定义请参考下图标注。



**电池**



<b>电量状态</b>		<b>指示灯状态</b>
电量不足	→	红灯闪烁
充电中	→	红灯常亮
充电完成	→	指示灯熄灭

- \* 内置 180 mAh 锂电池, 可持续使用约 18 小时。
- \* 充电时间约 1 - 2 小时, 充电完成后指示灯熄灭。
- \* 开机后 1 分钟内无连接, 或连接后 15 分钟无操作会自动关机。

**重新匹配**

- \* 如果连接丢失或重新配对新接收器, 可开启手柄后长按 [select] 键 3 秒至蓝灯快速闪烁并靠近接收器, 配对成功后蓝灯常亮。

**固件升级**



- \* 请访问 <http://support.8bitdo.cn> 了解详细信息。