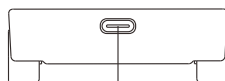


charging area

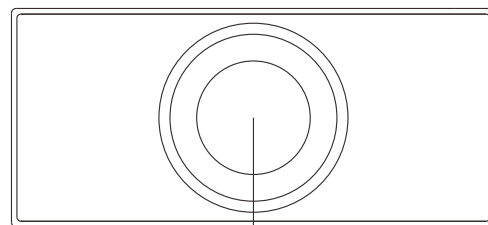


status LED



Type - C

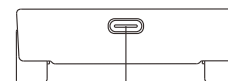
- once the power is on, the product will be ready to use after the white LED has blinked three times
- the power adapter is not included



充电区域



指示灯




Type - C 接口

- * 连接电源后 LED 灯闪烁三次, 即可开始正常工作。
- * 包装内不含电源适配器。

Power Supply



status –
standby / Fully charged
charging
abnormal charging



LED indicator –
white LED turns off
white LED stays solid
white LED blinks

- for fast and safe charging, using a QC 2.0 or PD3.0 Wall charger is highly recommended. Other power adapters may not work well with this device
- incompatible phone, power adapter, metal or abnormal temperature may cause abnormal charging

attentions

- 1 – keep the charge away from water or other liquids
- 2 – do not place cards equipped with a magnetic strip or chip (such as ID and ATM cards) close to the charger, as it may cause extreme heat that may burn or damage the device
- 3 – wall charger and USB cable (both support QC2.0 or PD3.0) are required for fast charging.
- 4 – it would not charge if the thickness of phone case is more than 4mm (0.15 inch)
- 5 – turn off the high power-consumption applications to prevent from overheating or slowing down the charging speed
- 6 – if there are medical devices (such as pacemakers, hearing aids, cochlear implants, etc.) nearby, please consult the medical device manufacturer to ensure that they will not cause interference
- 7 – it is recommended for use in temperatures between 0°C and 35°C

support




- please visit support.8bitdo.com for further information & additional support.



电源



工作状态
待机 / 充电结束
正在充电
充电异常



指示灯状态
LED 熄灭
LED 常亮
LED 闪烁

- * 为保证充电效果和安全, 请使用 QC 3.0 或 PD 2.0 的电源适配器, 其他电源适配器可能无法正常工作。
- * 充电异常 LED 闪烁包含: 不支持的设备、有金属异物、温度过高、电压不足等。

注意事项

1. 请使用时远离水或其他液体以免出现故障。
2. 请勿将无线充电器靠近银行卡 (或带有磁条的其他卡片), 切勿将其他金属物品置于无线充电器上, 以免造成损坏。
3. 快充需要使用 QC / PD 电源适配器, 以及支持快充的 USB 线。
4. 手机壳厚度超过 4mm 时, 无线充电器可能无法感应到手机。
5. 充电过程中请尽量关闭大量耗电的应用程序, 以免设备温度过高无法正常充电或充电速度减缓。
6. 如果附近有医疗器械 (如起搏器、助听器、人工耳蜗植入等), 请咨询医疗器械制造商, 以确保它们不会造成干扰。
7. 建议在 0°C 至 35°C 的温度下使用。

技术支持



- * 若要进一步了解此产品的更多功能, 请前往 support.8bitdo.cn 了解详细信息。

